



CATHY SLUSHER  
REAL ESTATE

# 2017

YEAR-END STATISTICS

PARK CITY & DEER VALLEY | SNYDERVILLE BASIN | EASTERN SUMMIT COUNTY



CATHY SLUSHER


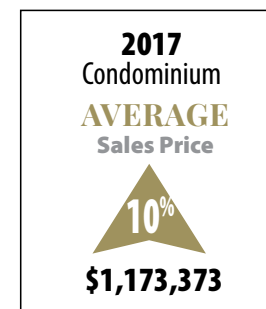
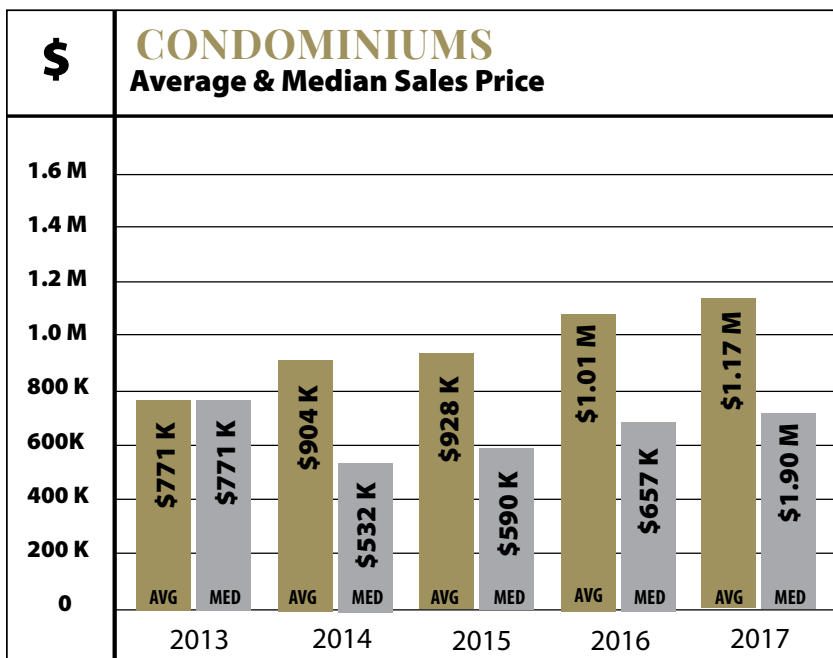
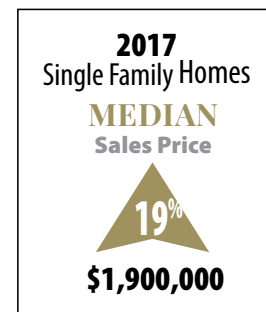
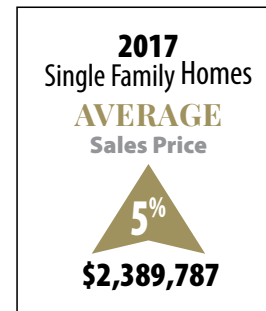
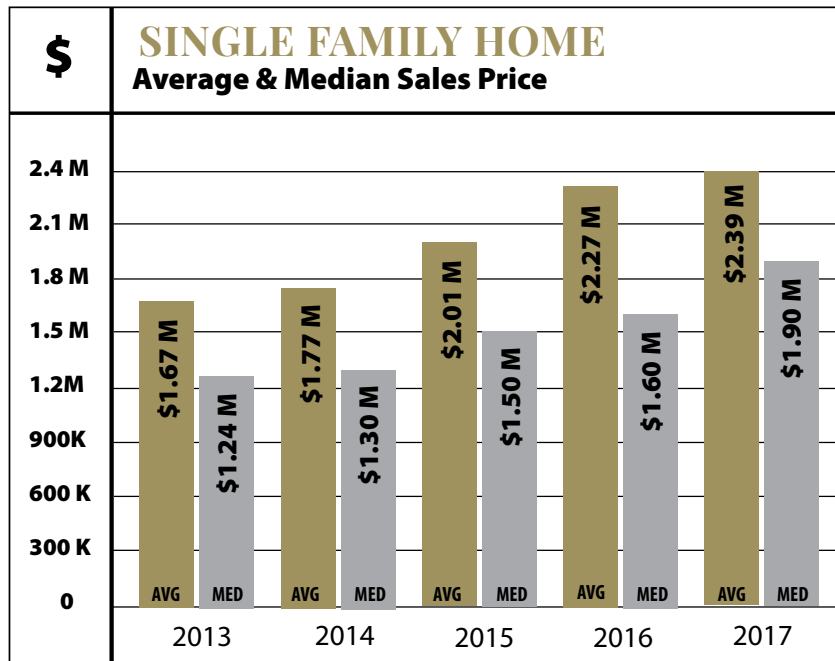
**kW** PARK CITY  
KELLERWILLIAMS. REAL ESTATE

# PARK CITY

## (CITY LIMITS INCLUDING DEER VALLEY)

As more people begin to think of Park City as their primary residence, they have begun to look at homes in these neighborhoods.

The Park City area offers a wide range of properties,  
including Aerie, Deer Valley, Old Town, Park Meadows, Prospector and Thaynes Canyon.



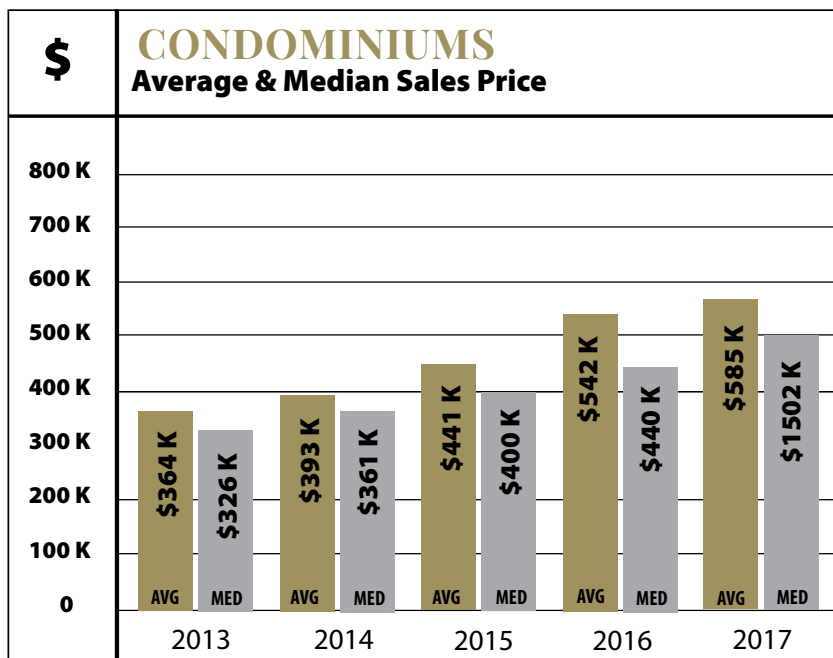

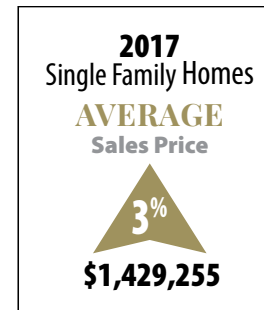
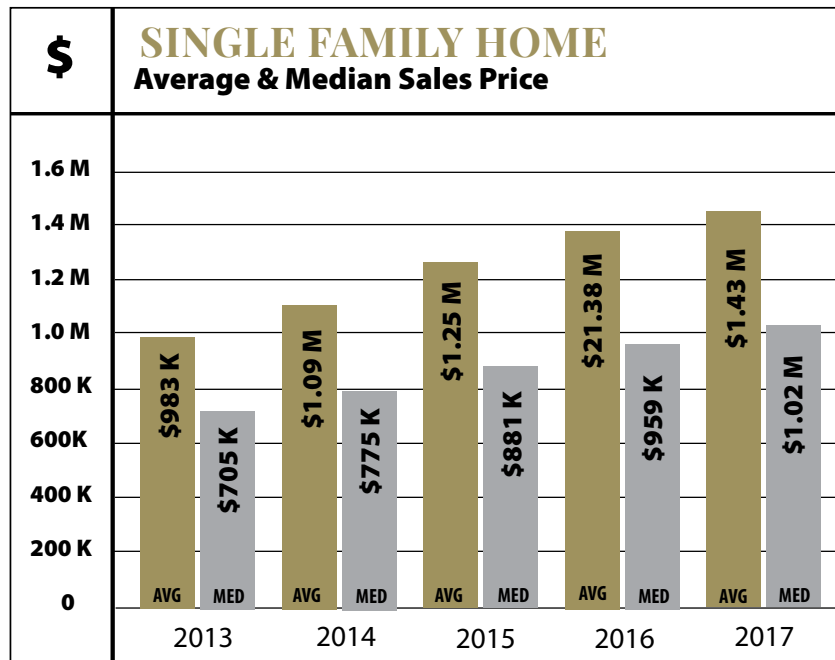
Please let us know if you would like a closer look into the numbers of a specific neighborhood or area.

435-640-0289 • [cathy@cathyslusher.com](mailto:cathy@cathyslusher.com)

# SNYDERVILLE BASIN

The Snyderville Basin also provides a wide array of properties, from high-end golf communities to large-acreage primary homes, family neighborhoods and condominiums.

The following area includes Bear Hollow Village, Canyons, The Colony, Glenwild, Jeremy Ranch, Kimball Junction, Old Ranch Road, Pinebrook, Promontory, Silver Creek, Silver Springs, Sun Peak, Trailside Park and Summit Park.



Please let us know if you would like a closer look into the numbers of a specific neighborhood or area.

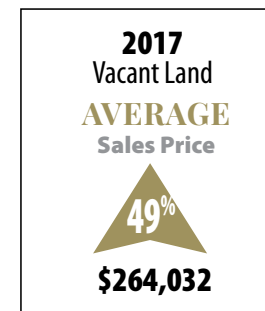
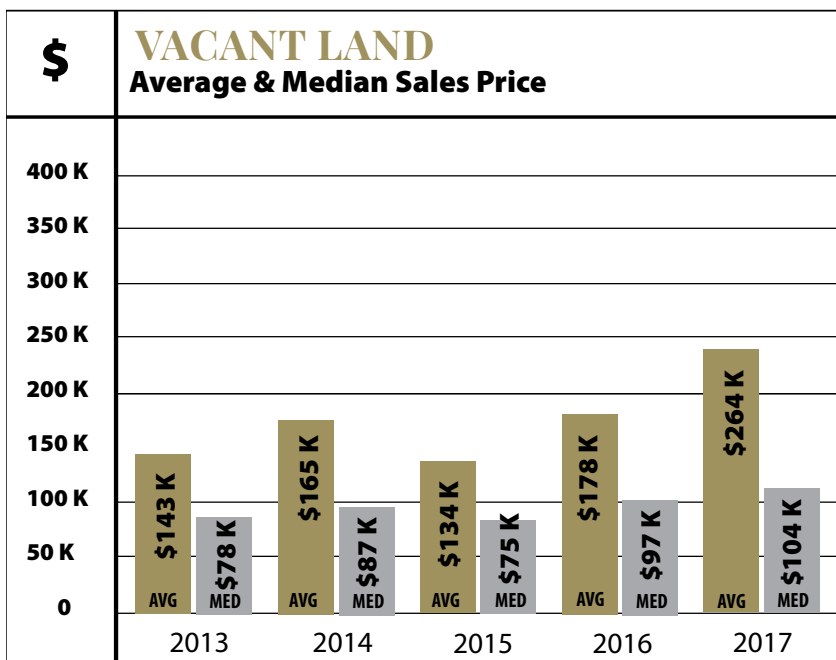

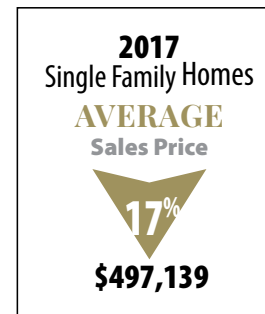
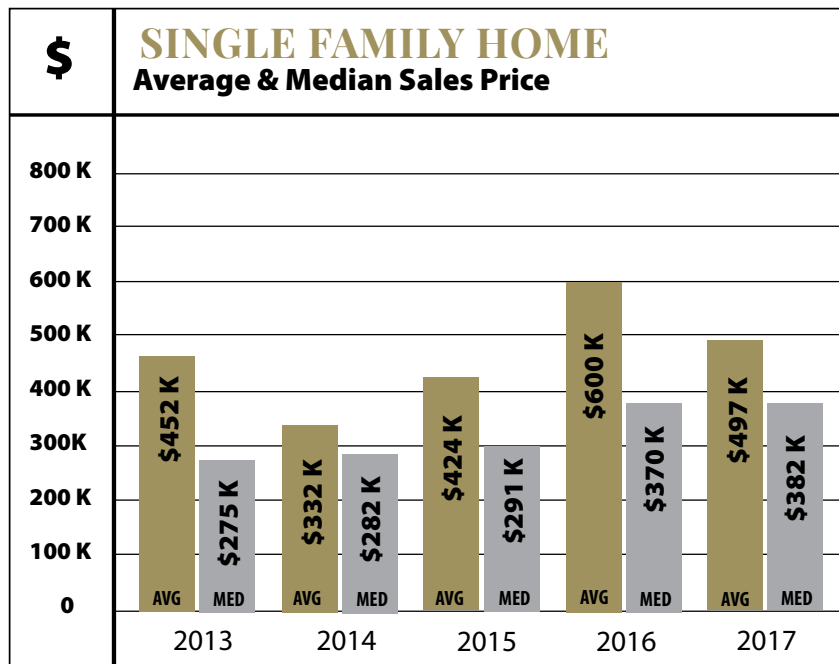
435-640-0289 • [cathy@cathyslusher.com](mailto:cathy@cathyslusher.com)



# EAST SUMMIT COUNTY

The east side of Summit County offers unique properties in a predominately rural setting with an array of outdoor activities. Because of the smaller sampling size, a few properties can easily sway the numbers.

This area includes Browns Canyon, Coalville, Echo, Francis, Henefer, Hoytsville, Kamas, Marion, Oakley, Peoa, Wanship and Weber Canyon.



Please let us know if you would like a closer look into the numbers of a specific neighborhood or area.

435-640-0289 • [cathy@cathyslusher.com](mailto:cathy@cathyslusher.com)



**CATHY SLUSHER**  
REAL ESTATE

435.640.0280 | [CATHY@CATHYSLUSHER.COM](mailto:CATHY@CATHYSLUSHER.COM) | [CATHYSLUSHER.COM](http://CATHYSLUSHER.COM)

**kw** PARK CITY  
KELLER WILLIAMS REAL ESTATE